



69 Hopetoun Road Werribee VIC

3 2 4

This incredible opportunity is rare to come across, in a very popular location within the premium Westleigh Gardens estate this family home has so much on offer! Situated on approximately 1026 sq m this is rare to find.


Price : \$900,000 - \$990,000

Land Size : 1026 sqm


View : <https://www.ypa.com.au/7963687>

Located within a short drive (approx. 3km) to Werribee CBD & Railway Station, Cafés, Restaurants, Reputable schools including Werribee High School, Mackillop CRC, Werribee PS, Corpus Christi PS & Riverwalk Primary the options are endless! A quick turnaround to get onto the Freeway and into the CBD within 32km this home with its striking façade offers;

- ? Three bedrooms
- ? Master bedroom with walk in robe and ensuite
- ? Remaining bedrooms with built in robes
- ? Formal lounge and formal dining rooms (separate)

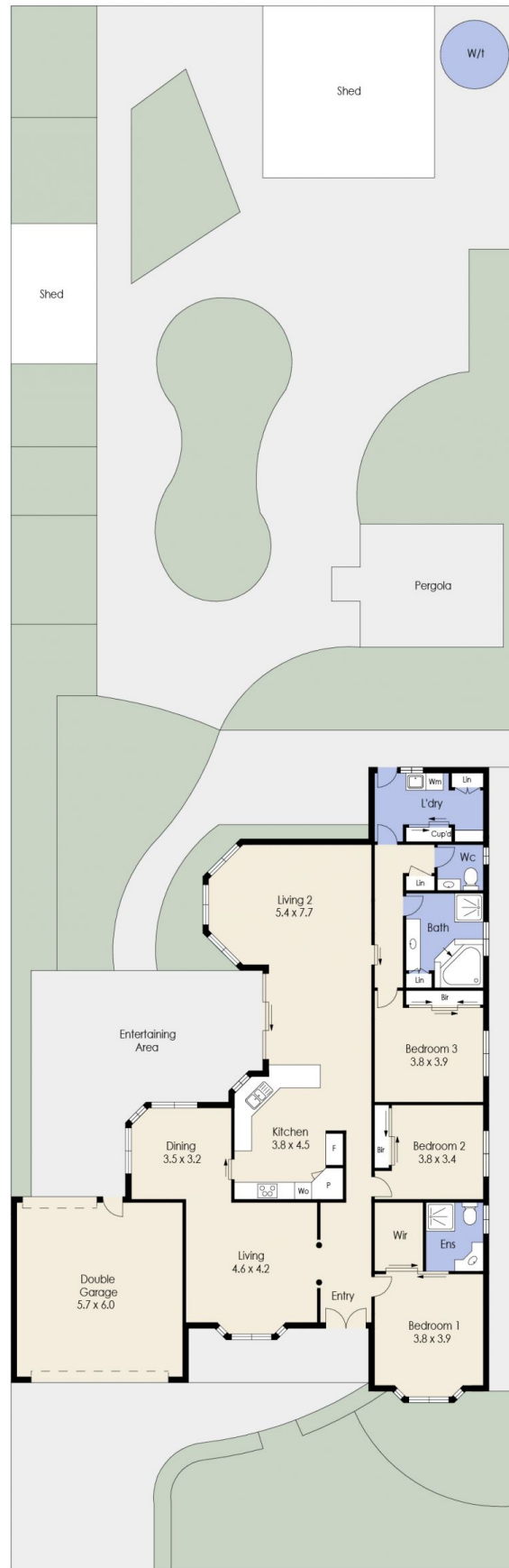


Kirsty Cunningham
0414 344 475



Stefanie Zahra
0406 871 722

69 Hopetoun Road, WERRIBEE



Whilst every attempt has been made to ensure the accuracy of the floor plan contained here, measurements of doors, windows, rooms and any other items are approximate and no responsibility is taken for any error, omission, or mis-statement. This plan is for illustrative purposes only and should be used as such by any prospective purchaser. The services, systems and appliances shown have not been tested and no guarantee as to their operability or efficiency can be given.